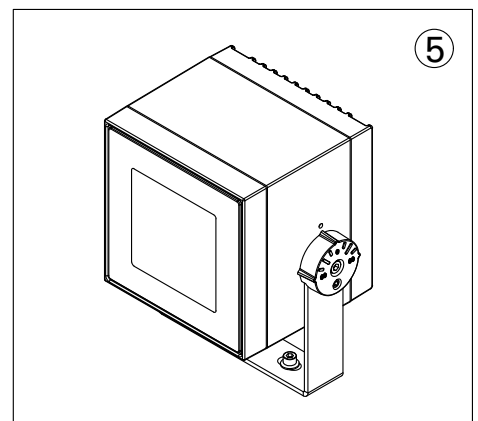
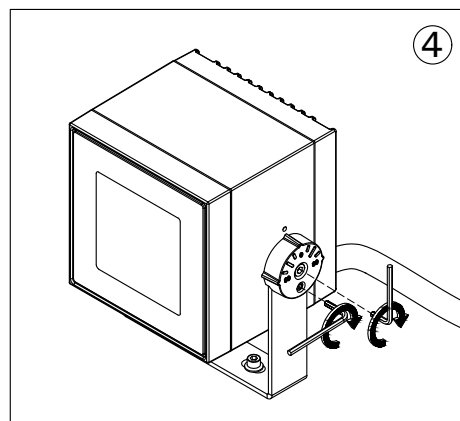
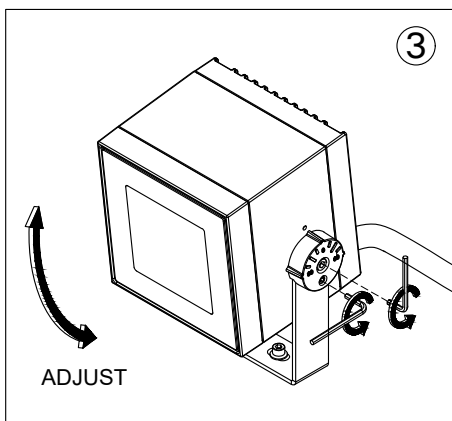
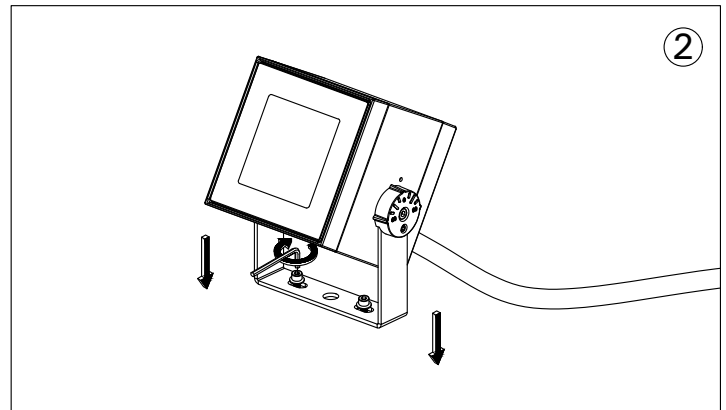
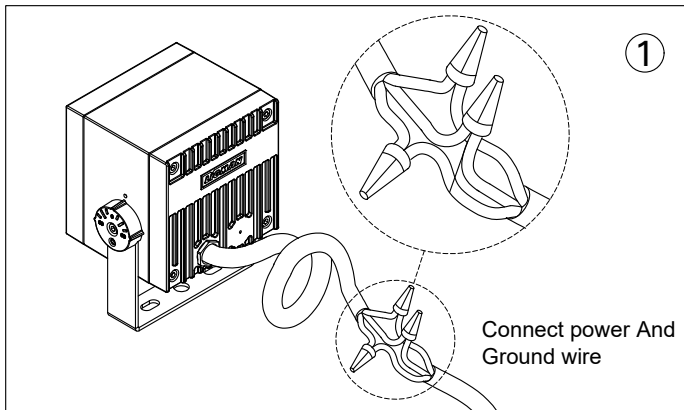
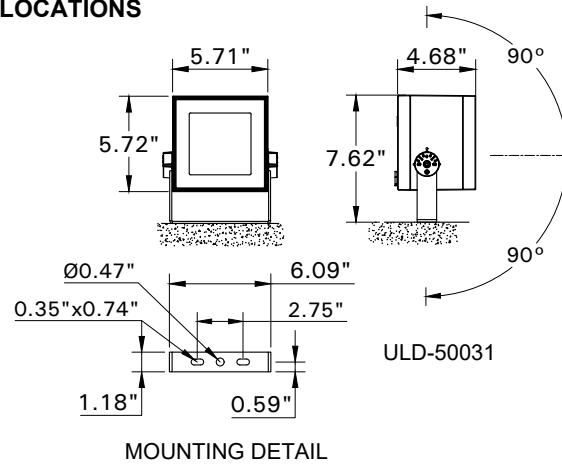
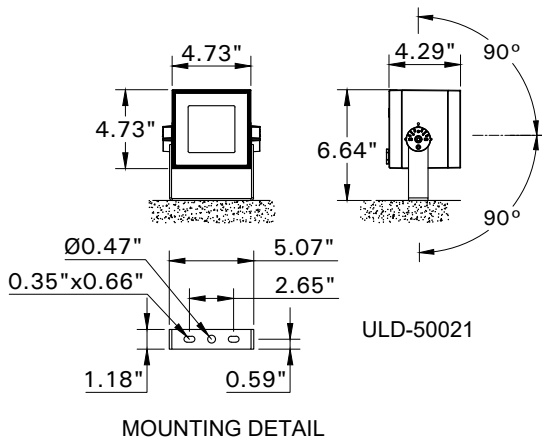


INSTALLATION AND SERVICE MANUAL

LIGMAN
NORTH AMERICA

For Installation of Lador 3,4 projector LED.
Model. ULD-50021 and ULD-50031

Product drawing (dimensions) SUITABLE FOR WET LOCATIONS



Notice to installer :

- 1.WIRING INSTRUCTIONS** Warning : RISK OF FIRE AND ELECTRICAL SHOCK. : FIXTURE MUST BE INSTALLED BY A QUALIFIED ELECTRICIAN ONLY>FIXTURE IS INTENDED FOR INSTALLATION IN ACCORDANCE WITH THE NATIONAL ELECTRICAL CODE, LOCAL AND FEDERAL CODE SPECIFICATIONS. DISCONNECT POWER BEFORE SERVICING.
- 2.This fixture has a VOLTAGE SPECIFIC BALLAST,**Check that the supply voltage is the same as the installed ballast voltage.

Ligman Lighting USA

7144 NE Progress Court, Hillsboro
Oregon, 97124, USA
Tel : 503 645 0500 | Fax : 503 645 8100

www.ligmanlightingusa.com

ULD-50021 30/03/24 REV.0
1/1

FM-TS-13-1/13-05-2563/Rev.6